

Now Yesterday

Search:

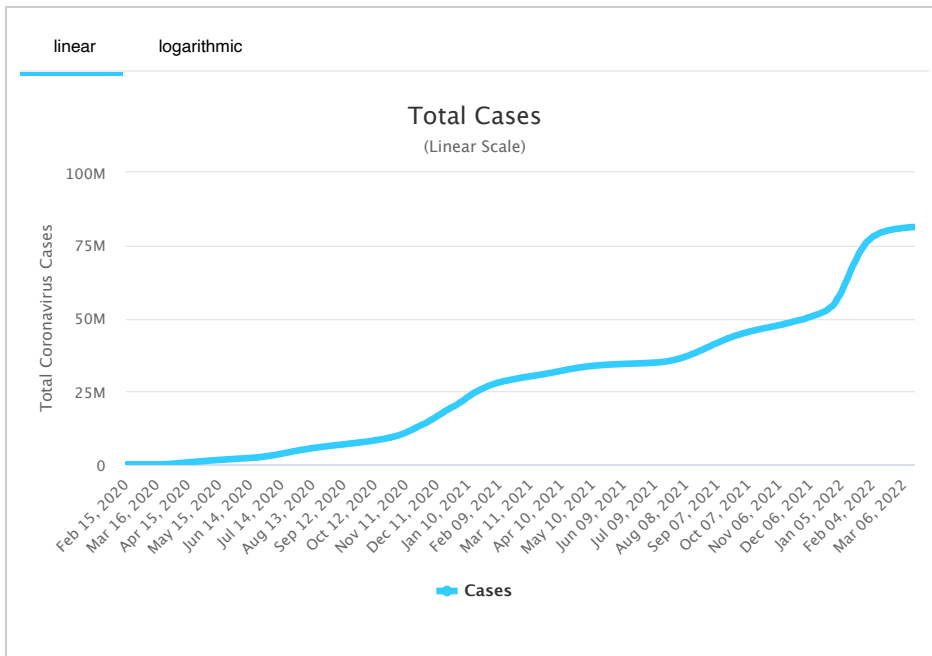
#	USA State	Total Cases	New Cases	Total Deaths	New Deaths	Total Recovered	Active Cases	Tot Cases/ 1M pop	Deaths/ 1M pop	Total Tests
	USA Total	81,289,602		994,739		56,631,117	23,663,746	245,586	3,005	968,71
1	California (/coronavirus/usa/california/)	9,049,036		87,891		N/A	N/A	229,019	2,224	151,61
2	Texas (/coronavirus/usa/texas/)	6,689,525		86,981		N/A	N/A	230,706	3,000	61,51
3	Florida (/coronavirus/usa/florida/)	5,873,731		72,246		N/A	N/A	273,480	3,364	54,91
4	New York (/coronavirus/usa/new-york/)	5,104,412		68,280		N/A	N/A	262,390	3,510	102,61
5	Illinois (/coronavirus/usa/illinois/)	3,050,647		37,419		2,950,808	62,420	240,743	2,953	56,11
6	Pennsylvania (/coronavirus/usa/pennsylvania/)	2,771,570		43,963		N/A	N/A	216,495	3,434	25,21
7	Ohio (/coronavirus/usa/ohio/)	2,663,835		37,410		2,607,778	18,647	227,891	3,200	21,81
8	North Carolina (/coronavirus/usa/north-carolina/)	2,613,901		23,005		2,578,344	12,552	249,226	2,193	26,21
9	Georgia (/coronavirus/usa/georgia/)	2,480,368		36,367		1,659,723	784,278	233,613	3,425	23,61
10	Michigan (/coronavirus/usa/michigan/)	2,375,430		35,353		1,421,905	918,172	237,856	3,540	23,91
11	New Jersey (/coronavirus/usa/new-jersey/)	2,184,240		33,136		2,005,963	145,141	245,912	3,731	17,41
12	Tennessee (/coronavirus/usa/tennessee/)	2,016,768		25,400		N/A	N/A	295,317	3,719	12,51
13	Arizona (/coronavirus/usa/arizona/)	1,992,471		28,547		1,928,604	35,320	273,739	3,922	18,51
14	Indiana (/coronavirus/usa/indiana/)	1,687,920		23,229		1,490,622	174,069	250,723	3,450	19,21
15	Massachusetts (/coronavirus/usa/massachusetts/)	1,684,036		20,012		N/A	N/A	244,329	2,903	41,61
16	Virginia (/coronavirus/usa/virginia/)	1,657,409		19,392		N/A	N/A	194,178	2,272	18,71
17	Wisconsin (/coronavirus/usa/wisconsin/)	1,579,385		13,868		N/A	N/A	271,259	2,382	15,41

18	South Carolina (/coronavirus/usa/south-carolina/)	1,465,739	17,380	1,158,798	289,561	284,681	3,376	15,6
19	Washington (/coronavirus/usa/washington/)	1,442,947	12,273	N/A	N/A	189,490	1,612	11,8
20	Minnesota (/coronavirus/usa/minnesota/)	1,423,683	12,512	1,408,191	2,980	252,443	2,219	19,0
21	Missouri (/coronavirus/usa/missouri/)	1,405,420	19,731	933,510	452,179	228,992	3,215	14,4
22	Colorado (/coronavirus/usa/colorado/)	1,329,345	12,818	853,505	463,022	230,840	2,226	16,8
23	Kentucky (/coronavirus/usa/kentucky/)	1,300,189	14,438	N/A	N/A	291,022	3,232	13,6
24	Alabama (/coronavirus/usa/alabama/)	1,290,165	18,944	N/A	N/A	263,128	3,864	7,3
25	Louisiana (/coronavirus/usa/louisiana/)	1,230,609	16,960	N/A	N/A	264,716	3,648	14,8
26	Oklahoma (/coronavirus/usa/oklahoma/)	1,028,420	13,514	N/A	N/A	259,901	3,415	5,4
27	Maryland (/coronavirus/usa/maryland/)	1,007,372	14,280	N/A	N/A	166,627	2,362	19,2
28	Utah (/coronavirus/usa/utah/)	926,149	4,553	915,349	6,247	288,884	1,420	9,3
29	Iowa (/coronavirus/usa/iowa/)	852,071	9,349	N/A	N/A	270,064	2,963	8,4
30	Arkansas (/coronavirus/usa/arkansas/)	827,709	10,999	814,773	1,937	274,275	3,645	6,6
31	Mississippi (/coronavirus/usa/mississippi/)	793,201	12,308	774,429	6,464	266,519	4,136	6,0
32	Kansas (/coronavirus/usa/kansas/)	769,046	8,088	744,979	15,979	263,976	2,776	2,2
33	Connecticut (/coronavirus/usa/connecticut/)	731,128	10,615	701,080	19,433	205,068	2,977	15,3
34	Oregon (/coronavirus/usa/oregon/)	700,660	6,933	624,598	69,129	166,122	1,644	10,6
35	Nevada (/coronavirus/usa/nevada/)	688,054	9,949	624,394	53,711	223,383	3,230	6,8
36	New Mexico (/coronavirus/usa/new-mexico/)	515,818	7,116	490,294	18,408	245,999	3,394	6,7
	West Virginia	495,960	6,622	488,466	872	276,741	3,695	5,8

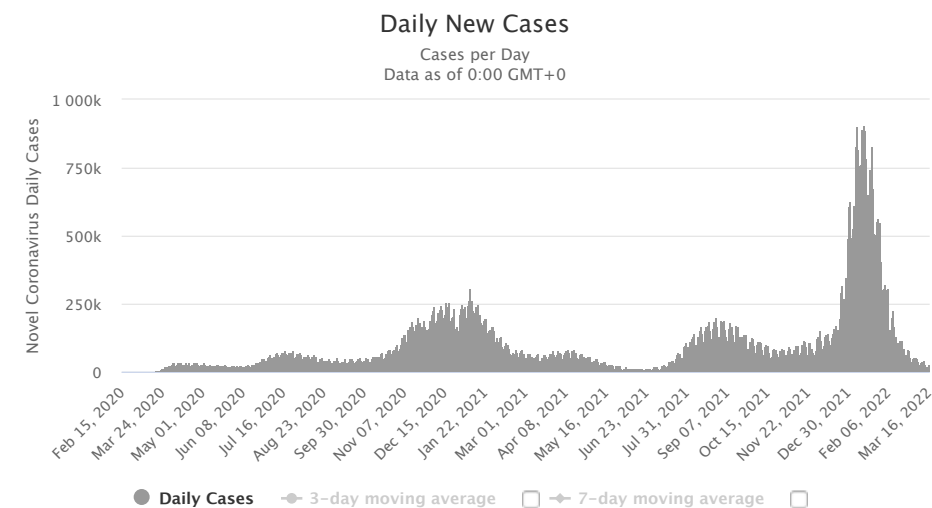
37	(/coronavirus/usa/west-virginia/)									
38	Nebraska (/coronavirus/usa/nebraska/)	477,109		4,044		N/A	N/A	246,643	2,091	5,3
39	Idaho (/coronavirus/usa/idaho/)	440,783		4,831		158,847	277,105	246,652	2,703	2,8
40	Rhode Island (/coronavirus/usa/rhode-island/)	358,637		3,427		N/A	N/A	338,541	3,235	7,5
41	New Hampshire (/coronavirus/usa/new-hampshire/)	300,692		2,428		297,409	855	221,144	1,786	4,5
42	Montana (/coronavirus/usa/montana/)	271,948		3,228		268,073	647	254,448	3,020	2,6
43	Delaware (/coronavirus/usa/delaware/)	258,347		2,812		251,971	3,564	265,308	2,888	1,0
44	North Dakota (/coronavirus/usa/north-dakota/)	239,339		2,229		236,824	286	314,068	2,925	6
45	Hawaii (/coronavirus/usa/hawaii/)	238,764		1,368		N/A	N/A	168,634	966	3,5
46	South Dakota (/coronavirus/usa/south-dakota/)	236,750		2,870		231,201	2,679	267,617	3,244	2,1
47	Alaska (/coronavirus/usa/alaska/)	236,471		1,169		178,633	56,669	323,249	1,598	4,0
48	Maine (/coronavirus/usa/maine/)	232,953		2,167		N/A	N/A	173,301	1,612	4,7
49	Wyoming (/coronavirus/usa/wyoming/)	155,815		1,769		153,961	85	269,223	3,057	1,3
50	District Of Columbia (/coronavirus/usa/district-of-columbia/)	135,223		1,326		N/A	N/A	191,602	1,879	3,0
51	Vermont (/coronavirus/usa/vermont/)	114,535		608		109,030	4,897	183,553	974	3,4
52	Puerto Rico	476,414		4,152		262,199	210,063	140,662	1,226	3,8
53	Guam	46,593		339		45,195	1,059			4
54	United States Virgin Islands	15,572		109		15,422	41			3
55	Northern Mariana Islands	10,575		31		10,343	201			!
56	American Samoa	588				N/A	N/A			
57	Veteran Affairs	613,594		21,311		588,338	3,945			8,0
58	US Military	608,650		681		561,062	46,907			
59	Federal Prisons	68,956		295		N/A	N/A			1:

60	Navajo Nation	52,754	1,657	51,007	90			51
61	Grand Princess Ship	122	7	115	0			
62	Wuhan Repatriated	3		3	0			
63	Diamond Princess Ship	46		46	0			
	Total:	81,289,602	994,739	56,631,117	23,663,746	245,586	3,005	968,71

Total Coronavirus Cases in the United States

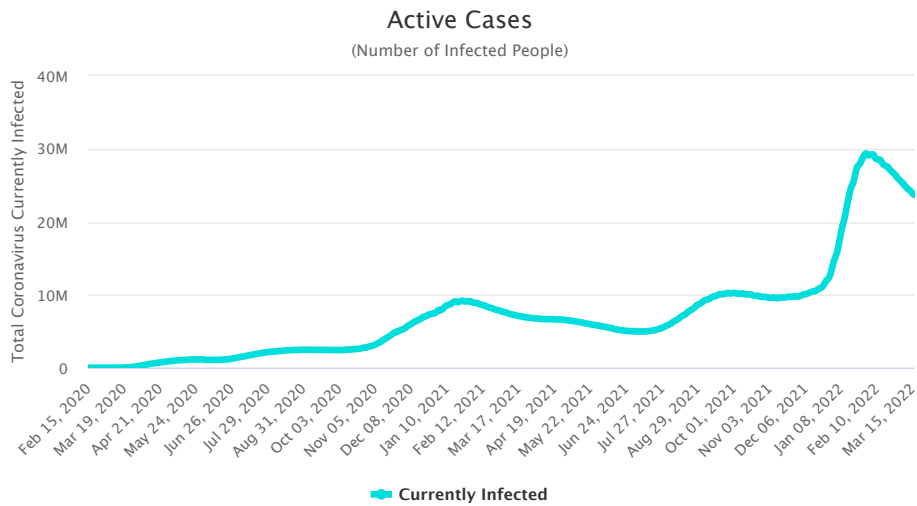


Daily New Cases in the United States

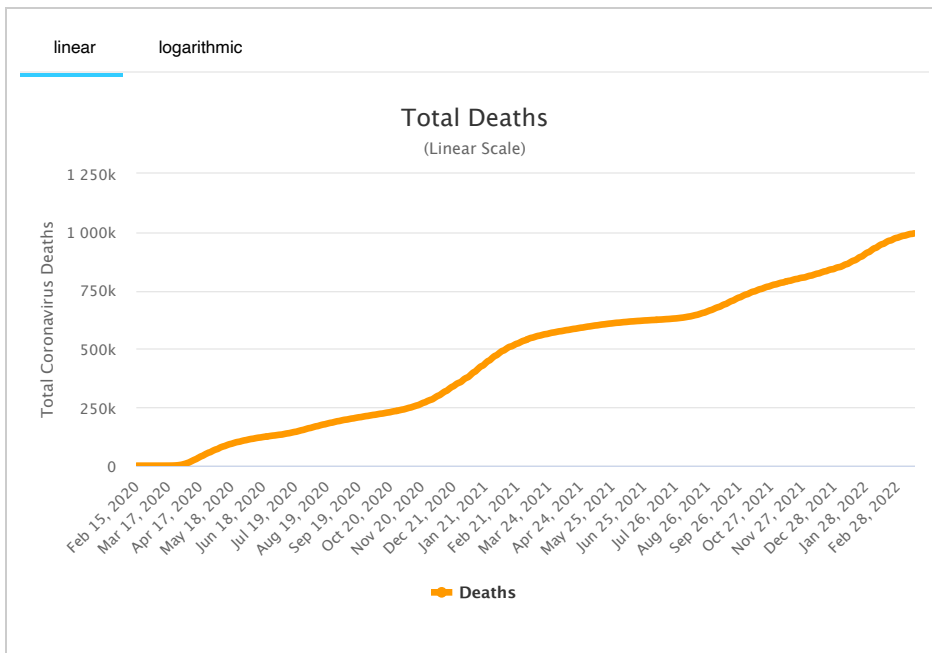


See also: [Daily Deaths Graph](#)

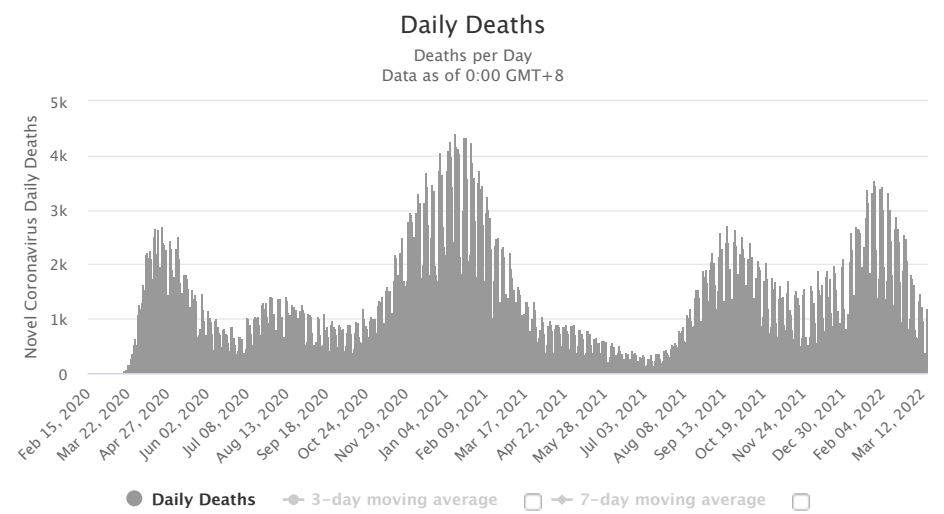
Active Cases in the United States



Total Coronavirus Deaths in the United States



Daily New Deaths in the United States



See also: [Daily Cases Graph](#)

Latest News

March 16 (GMT)

Updates

- 30,508 new cases and 982 new deaths in [the United States \(/coronavirus/country/us/\)](#)

March 15

March 14

March 13

March 12

March 11

[View More News](#)

Historical account of the initial stages of the epidemic in the United States

Content:

- First 20 cases in the United States
- Progression of first suspected cases
- Timeline of initial events
- Sources for the historical account

First 20 cases in the United States

Information collected on the first 20 domestic cases (not including repatriated cases and Diamond Princess cruise ship evacuee cases) is presented in the table below:

State	Cases	Sex	Age	Date	Case #	Location	Source
Oregon	1			Feb. 29	17 th	Washington C.	
Washington	2			Feb. 29	18, 19 th		
	1	M	30s	Jan. 21	1 st	Snohomish	[7]
Illinois	1			Mar. 1	20 th		
	1	M	60s	Jan. 30	6 th	Chicago	[12]
	1	F	60s	Jan. 24	2 nd	Chicago	[8]
California	2	unkn.	unkn.	Jan. 26	3 rd , 4 th	Orange C., L.A.	[9]
	1	M	adult	Jan. 31	7 th	Santa Clara C.	[17][18]
	1	F	unkn.	Feb. 2	9 th	Santa Clara C.	
	1	M	57	Feb. 2	10 th	San Benito C.	
	1	F	57	Feb. 2	11 th	San Benito C.	
	1		65	Feb. 28	16 th	Santa Clara C.	
	1			Feb. 21	13 th	Humboldt C.	
	1			Feb. 21	14 th	Sacramento C.	
	1			Feb. 26	15 th	[Northern California]	
Massachusetts	1	M	20s	Feb. 1	8 th	Boston	[16]
Arizona	1	unkn.	student	Jan. 26	5 th	Maricopa County	
Wisconsin	1			Feb. 5	12 th	Madison	

Patients Under Investigation (PUI) in the United States

CDC in the early stages released information regarding the number of cases and people under investigation that was updated regularly on Mondays, Wednesdays, and Fridays. Below we provide the historical reports that we were able to gather in order to track the progression in the number of suspected cases and US states involved through time in the initial stages

As of Feb. 10:

<i>Number of U.S. States with PUI</i>	<i>36</i>
Positive	12
Negative	318
Pending (specimens awaiting testing)	68
TOTAL	398

As of Feb. 7:

<i>Number of U.S. States with PUI</i>	<i>36</i>
Positive	12
Negative	225
Pending (specimens awaiting testing)	100
TOTAL	337

As of Feb. 5:

<i>Number of U.S. States with PUI</i>	<i>36</i>
Positive	11
Negative	206
Pending (specimens awaiting testing)	76
TOTAL	293

As of Feb. 3:

<i>Number of U.S. States with PUI</i>	<i>36</i>
Positive	11
Negative	167
Pending (specimens awaiting testing)	82
TOTAL	260

As of January 31:

<i>Number of U.S. States with PUI</i>	<i>36</i>
Positive	6
Negative	114
Pending (specimens awaiting testing)	121
TOTAL	241

Previously, as of January 29, there were 92 suspected cases awaiting testing.

--	--

Number of U.S. States with PUI	36
Positive	5
Negative	68
Pending (specimens awaiting testing)	92
TOTAL	165

Timeline of Events

-  On January 31, HHS declared Coronavirus a Public Health Emergency in the US (<https://www.hhs.gov/about/news/2020/01/31/secretary-azar-declares-public-health-emergency-us-2019-novel-coronavirus.html>)
As of Jan. 31, the Wuhan coronavirus is officially a public health emergency in the United States, Alex Azar, secretary of the US Department of Health and Human Services (HHS), announced at a White House press briefing.
-  On Jan. 31, the U.S. Centers for Disease Control and Prevention (CDC) **issued a federal quarantine for 14 days** affecting the 195 American evacuees from Wuhan, China. Starting Sunday, Feb. 2, U.S. citizens, permanent residents and immediate family who have visited China's Hubei province will undergo a **mandatory 14 days quarantine** and, if they have visited other parts of China, they would be screened at airports and asked to self-quarantine for 14 days. The last time the CDC had issued a quarantine was over 50 years ago in the 1960s, for smallpox.
-  President Donald Trump signed an order on Jan. 31 for the U.S. to **deny entry to foreign nationals who traveled to China** within the preceding two weeks, aside from the immediate family of U.S. citizens.
- On Jan. 30, the CDC had confirmed the **first case of person to person transmission in the U.S.:** ^[12] the husband of the Chicago, Illinois case who had returned from Wuhan, China on Jan. 13 and who tested positive for the virus on Jan. 24).
- CDC stated on Jan. 30 that "It is likely there will be more cases of 2019-nCoV reported in the U.S. in the coming days and weeks, including more person-to-person spread."^[12]
- The virus had been confirmed in **5 states**.
- On Jan. 31, **New York City** health officials vehemently denied the rumor regarding a coronavirus case in the city. ^[13] On Feb. 1, however, the city's health commissioner did report that there was a test being performed on a person under 40 who had returned from China, developed matching symptoms, and tested negative to the seasonal flu.
- Most US patients had recently visited Wuhan.**
- All of the first five U.S. cases were described as **mild**.
- A study on the first US case of novel coronavirus detailed mild symptoms followed by pneumonia (https://www.cnn.com/2020/01/31/health/washington-coronavirus-study-nejm/index.html?utm_term=link&utm_medium=social&utm_content=2020-02-01T00)

U.S. Airlines suspended ALL flights between the U.S. and China

On Friday, January 31, Delta, American and United announced they would temporarily suspend all of their mainland China flights in response to the coronavirus outbreak.^[14]

Prior to this January 31 announcement:

- UNITED AIRLINES**
on Jan. 28 had announced it would cut 24 flights between the U.S. and China for the first week of February.
- AMERICAN AIRLINES**

on Jan. 29 had announced it would suspend flights from Los Angeles to Shanghai and Beijing from Feb. 9 through March 27, 2020. It will maintain its flight schedules (10 daily A/R) from Dallas-Fort Worth to Shanghai and Beijing, as well as from Los Angeles and Dallas-Fort Worth to Hong Kong.

- **DELTA**

had not adjusted its schedule of direct flights from the U.S. to China. It is the only airline with direct flights to not take action so far.

The White House was considering issuing a ban on flights between the United States and China, as of late Jan. 28^[11]. Italy has announced on January 31 that it was suspending all flights to and from China following the first 2 cases of coronavirus in Italy.

Travel Alert: Do Not Travel to China

- The U.S. State Department on January 30 issued a **Level 4: Do Not Travel to China Alert** (<https://travel.state.gov/content/travel/en/traveladvisories/traveladvisories/china-travel-advisory.html>) ^[4] (the highest level of alert).
- Previously, on January 29, the advisory was set at a lower "Level 3: Reconsider Travel" advising not to travel to Hubei Province: (Level 4) and reconsider travel to the remainder of China (Level 3).
- The CDC on Jan. 28 issued a Level 3 Warning (<https://wwwnc.cdc.gov/travel/notices/warning/novel-coronavirus-china>), recommending that travelers **avoid all nonessential travel to China** ^[5].

Screening incoming passengers at 20 airports in the U.S.

On January 17, the CDC announced that 3 airports in the United States would begin screening incoming passengers from China: SFO, JFK, and LAX ^[6] Other 2 airports were added subsequently, and on January 28, the U.S. Department of Health and Human Services (HHS) announced that 15 additional U.S. airports (bringing the total to 20) would begin screening incoming travelers from China.

Below is the complete list of airports where screening for the 2019 Novel Coronavirus (2019-nCoV) is in place:

- Los Angeles International (LAX)
- San Francisco International (SFO)
- Chicago O'Hare
- New York JFK
- Atlanta Hartsfield-Jackson International
- Houston George Bush Intercontinental
- Dallas-Fort Worth International
- San Diego International
- Seattle-Tacoma International
- Honolulu International
- Anchorage Ted Stevens International
- Minneapolis-St. Paul International
- Detroit Metropolitan
- Miami International
- Washington Dulles International

- Philadelphia International
- Newark Liberty International
- Boston Logan International
- El Paso International
- Puerto Rico's San Juan Airport

Sources for the historical account

1. Novel Coronavirus (2019-nCoV) situation reports (<https://www.who.int/emergencies/diseases/novel-coronavirus-2019/situation-reports/>) - World Health Organization (<https://www.who.int/>) (WHO)
2. 2019 Novel Coronavirus (2019-nCoV) in the U.S (<https://www.cdc.gov/coronavirus/2019-ncov/cases-in-us.html>) - U.S. Centers for Disease Control and Prevention (<https://www.cdc.gov/>) (CDC)
3. Symptoms of Novel Coronavirus (2019-nCoV) (<https://www.cdc.gov/coronavirus/2019-ncov/about/symptoms.html>) - CDC
4. China Travel Advisory (<https://travel.state.gov/content/travel/en/traveladvisories/traveladvisories/china-travel-advisory.html>) - U.S. State Department, accessed January 31, 2020.
5. Novel Coronavirus in China - Warning - Level 3, Avoid Nonessential Travel (<https://wwwnc.cdc.gov/travel/notices/warning/novel-coronavirus-china>) - CDC, January 28, 2020.
6. Public Health Screening to Begin at 3 U.S. Airports for 2019 Novel Coronavirus ("2019-nCoV") (<https://www.cdc.gov/media/releases/2020/p0117-coronavirus-screening.html>) - CDC January 17, 2020
7. First Travel-related Case of 2019 Novel Coronavirus Detected in United States (<https://www.cdc.gov/media/releases/2020/p0121-novel-coronavirus-travel-case.html>) - CDC, January 21, 2020
8. Second Travel-related Case of 2019 Novel Coronavirus Detected in United States (<https://www.cdc.gov/media/releases/2020/p0124-second-travel-coronavirus.html>) - CDC, January 24, 2020
9. CDC confirms additional cases of 2019 Novel Coronavirus in United States (<https://www.cdc.gov/media/releases/2020/s0126-coronavirus-new-cases.html>) - CDC, January 26, 2020
10. 2019 Novel Coronavirus (2019-nCoV) in the U.S. (<https://www.cdc.gov/coronavirus/2019-ncov/cases-in-us.html>) - CDC, Updated January 29, 2020
11. White House considers ban on flights to China amid coronavirus outbreak (<https://eu.usatoday.com/story/travel/news/2020/01/28/white-house-considers-ban-china-flights-amid-coronavirus-outbreak/4602839002/>) - USA Today, Jan. 28, 2020
12. CDC Confirms Person-to-Person Spread of New Coronavirus in the United States (<https://www.cdc.gov/media/releases/2020/p0130-coronavirus-spread.html>) - CDC Press Release, Jan. 30, 2020
13. NYC Officials Deny Report Of Coronavirus Amid Confusion (<https://www.forbes.com/sites/sergeiklebnikov/2020/01/31/nyc-officials-deny-report-of-coronavirus-amid-confusion/#351e47b5652c>) - Forbes, Jan. 31, 2020
14. Delta, American, United to suspend all China mainland flights as coronavirus crisis grows (<https://eu.usatoday.com/story/travel/2020/01/31/coronavirus-china-flight-ban-delta-cuts-all-flights-white-house/4620989002/>) - USA Today, Jan. 31, 2020
15. Secretary Azar Declares Public Health Emergency for United States for 2019 Novel Coronavirus (<https://www.hhs.gov/about/news/2020/01/31/secretary-azar-declares-public-health-emergency-us-2019-novel-coronavirus.html>) - U.S. Department of Health and Human Services (HHS), Jan. 31, 2020
16. Man returning from Wuhan, China is first case of 2019 Novel Coronavirus confirmed in Massachusetts (<https://www.mass.gov/news/man-returning-from-wuhan-china-is-first-case-of-2019-novel-coronavirus-confirmed-in>) - Massachusetts Department of Public Health, Feb. 1, 2020
17. County of Santa Clara Public Health Department Reports First Case of Novel (new) Coronavirus (<https://www.sccgov.org/sites/phd/news/Pages/novel-coronavirus-1-31-2020.aspx>) - Santa Clara County Public Health, Jan. 31, 2020
18. Coronavirus: First case confirmed in Santa Clara County (<https://www.mercurynews.com/2020/01/31/santa-clara-coronavirus/>) - Mercury News, Jan. 31, 2020

worldometer (/)

[about \(/about/\)](#) | [faq \(/faq/\)](#) | [languages \(/languages/\)](#) | [contact \(/contact/\)](#) | [report coronavirus cases \(/report_us/\)](#)

[\(/newsletter-subscribe/\)](#) <https://twitter.com/Worldometers> <https://www.facebook.com/Worldometers.info>

© Copyright Worldometers.info - All rights reserved - Disclaimer & Privacy Policy (/disclaimer/)





HOLISTIC

DENTIST IN ENCINO

Don't grind down all your good tooth for "REPAIRS." You will have pain from the trauma. We save the good parts of your teeth

SCHED

O'M

